



SECTION - B

# MOTION 3D Appliances

*MOTION 3D* ..... B-2  
Class II Appliances

*MOTION 3D* ..... B-4  
Class III Appliance

*Carrier* *MOTION 3D Sidekick™* ..... B-5  
Bondable Hook

*MOTION 3D* ..... B-8  
Kits & Accessories

*MOTION 3D* ..... B-9  
Marketing Resources

# MOTION 3D CLASS II - A CLOSER LOOK

## Articulating ball and socket

for controlled molar rotation and uprighting

## Smooth, low-profile, rounded arm

for patient comfort

## Sleek hook on pad

for attachment of *Carriere* Force 1 & Force 2 Elastics

## Fixed cuspid pad

allows the distal movement of the cuspid along the alveolar ridge without tipping

## Built in engineered stops

to prevent over correction

## Contoured stainless steel base

to fit patient tooth anatomy

## Simple, direct-bond surface pads

surface pads

### CLASS II

## Available in fun and bold colors!



### CLEAR EXCLUSIVE

## Advanced medical grade polymer

provides excellent strength and durability

### CLEAR EXCLUSIVE

## Exceptional aesthetics

guaranteed not to stain or discolor

### CLEAR EXCLUSIVE

## Patented anterior pad with special dovetailed grooves

for excellent bond strength and retention



# MOTION 3D CLASS II - HOW IT WORKS

The *MOTION 3D* Class II Appliance is used to employ the *SAGITTAL FIRST* Philosophy to achieve an ideal Class I platform at the beginning of treatment prior to placing brackets or aligners when there are no competing forces operating and patient compliance is at its highest.

## Setup:

- Appliance is bonded from the upper first molar to the cuspid or bicuspid
- Bondable hook or molar tube is bonded to the lower first or second molar
- Elastics connect the appliance to the bondable hook or molar tube
- Essix-type retainer, clear aligner, or lingual arch provides anchorage for mandibular arch

## Using gentle, uniform forces, the *MOTION 3D* Appliance achieves ideal Class I occlusion by simultaneously:

- Rotating the maxillary first molars around the palatal root
- Uprighting the maxillary first molars
- Distalizing the maxillary posterior segment – from canine or first premolar to first molar, as a unit

## Results from *MOTION 3D* Class II Appliance



↑ BEFORE *MOTION 3D*  
↓ AFTER *MOTION 3D*



↑ BEFORE *MOTION 3D*  
↓ AFTER *MOTION 3D*



**1. Upper first molars rotate into correct position**

**2. AP corrected – Class I molar and cuspid relationships achieved**

**3. Anterior crowding resolved**  
*(with extra space!)*

**4. Overjet and overbite deep bite corrected**

**5. Movement averages from 3 mm to 6 mm**

## INDICATIONS

- Class I, Crowding
- Class II, Division 1
- Class II, Division 2
- Class II, Open bite
- Class II, Deep bite
- Class II, Blocked out upper cuspids
- Class II, Subdivision, left or right (unilateral)
- Mixed Dentition (Phase 1)



The *MOTION 3D* Class II Appliance uses a unique ball and socket design that mimics the human body's mechanics to provide natural but controlled forces during treatment.

# MOTION 3D CLASS III - A CLOSER LOOK

## Treat Class III Malocclusions using the *SAGITTAL FIRST* Philosophy

The *MOTION 3D* Class III Appliance is a minimally invasive appliance intended to treat Class III malocclusions without extractions, painful orthognathic surgery or uncomfortable and obtrusive face masks. The *MOTION 3D* Class III Appliance is as easy to place as a bracket or buccal tube, and is designed to provide predictable results, preserving the patient's natural features while creating a harmonious, balanced profile.

Similar to its Class II counterpart, the patient-friendly *MOTION 3D* Class III Appliance is used at the beginning of treatment, prior to braces or aligners, to deliver rapid AP correction. By following the *SAGITTAL FIRST* Philosophy powered by the *MOTION 3D* Class III Appliance, overall treatment time is reduced by several months.

**Simple, reliable, direct-bond**

attachment points

**Universal left and right design**

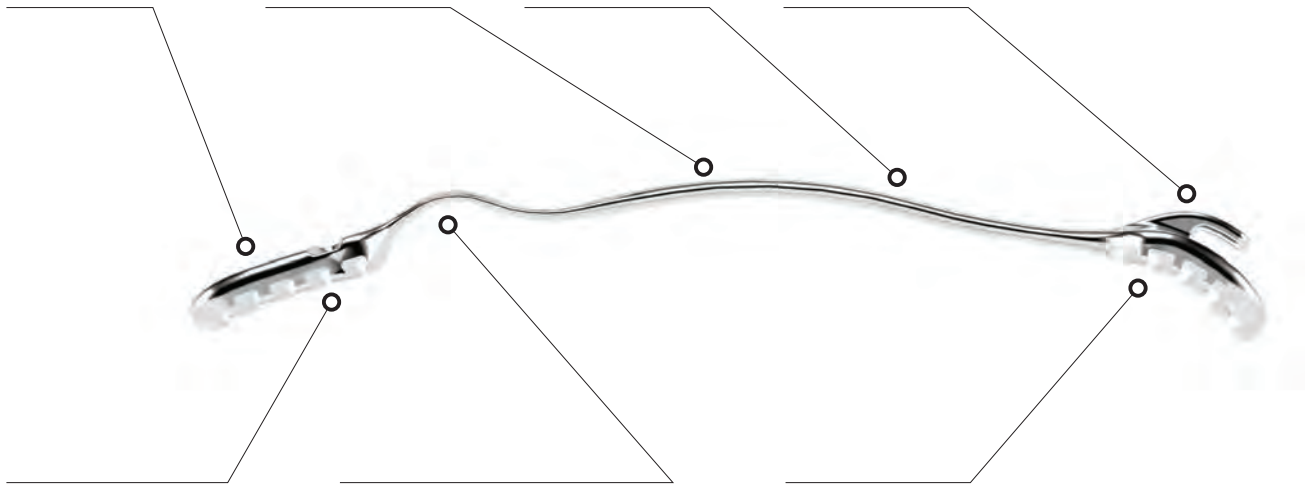
for simple inventory management

**High flexibility and unique spring-back qualities**

to resist deformation

**Sleek hook on pad**

for attachment of *Carriere* Force 1 Elastics



**Patented posterior pad**

with special dovetailed grooves for excellent bond strength and retention

**Multi-lateral flexion at the center and distal segments,**

allowing a custom anatomical fit and gentle repositioning /uprighting of the molar

**Patented anterior pad**

with special dovetailed grooves for excellent bond strength and retention

### INDICATIONS

- **Class I, Crowding**
- **Class III, Deep Bite**
- **Class III, Open Bite**
- **Class III, Unilateral**
- **Class III, Cleft Palate**
- **Mixed Dentition (Phase 1)**
- **As an alternative to surgery**

# MOTION 3D SIDEKICK BONDABLE HOOK

## MOTION 3D Sidekick Bondable Hook

Engineered to partner seamlessly with *MOTION 3D* Appliances, the *MOTION 3D Sidekick* Bondable Hook further simplifies the *SAGITTAL FIRST* Philosophy. The *Sidekick* Hook bonds to the first or second molar with its hook orientated along the same vector as the hook of the *MOTION 3D* Appliance when the patient's mouth is closed. This placement facilitates easy engagement and superior performance of the Force 1 and Force 2 intraoral elastics.



### Pull extraction access eyelet

for versatility during orthodontic treatment

### Adhesive Guard Rails


for easier flash clean up

### Increased surface area using pylon geometry on bonding base

for proven superior bond strength (similar to Aria® Brackets)

### Micro-etched base

for enhanced bond strength



### Ideal hook shape

for easy double Force 2 elastics attachment, if needed

### Smooth contours

for enhanced patient comfort

### Low profile

for enhanced patient comfort

### One-piece MIM manufacturing process

for exceptional strength

### Chamfered edges

for easy debonding from any angle

## MOTION 3D BONDABLE HOOK







DESCRIPTION	ITEM NUMBER
-------------	-------------

*MOTION 3D Sidekick* Bondable Hook 10/pack

430-003


# MOTION 3D CLASS II APPLIANCES

## MOTION 3D CLASS II APPLIANCES - COLORS


DESCRIPTION	SIZE	COLOR CODE	ITEM NUMBERS		
			LEFT ●	RIGHT ●●	SET
 MOTION 3D Clear Class II Appliance <b>CLEAR</b>	16 mm	WHITE	424-816LC	424-816RC	424-816C
	18 mm	BLUE	424-818LC	424-818RC	424-818C
	20 mm	PINK	424-820LC	424-820RC	424-820C
	23 mm	YELLOW	424-823LC	424-823RC	424-823C
	25 mm	RED	424-825LC	424-825RC	424-825C
	27 mm	GREEN	424-827LC	424-827RC	424-827C
 MOTION 3D Colors Class II Appliance <b>BLUE</b>	16 mm	WHITE	425-116L	425-116R	425-116C
	18 mm	BLUE	425-118L	425-118R	425-118C
	20 mm	PINK	425-120L	425-120R	425-120C
	23 mm	YELLOW	425-123L	425-123R	425-123C
	25 mm	RED	425-125L	425-125R	425-125C
	27 mm	GREEN	425-127L	425-127R	425-127C
 MOTION 3D Colors Class II Appliance <b>GREEN</b>	16 mm	WHITE	425-216L	425-216R	425-216C
	18 mm	BLUE	425-218L	425-218R	425-218C
	20 mm	PINK	425-220L	425-220R	425-220C
	23 mm	YELLOW	425-223L	425-223R	425-223C
	25 mm	RED	425-225L	425-225R	425-225C
	27 mm	GREEN	425-227L	425-227R	425-227C
 MOTION 3D Colors Class II Appliance <b>PURPLE</b>	16 mm	WHITE	425-316L	425-316R	425-316C
	18 mm	BLUE	425-318L	425-318R	425-318C
	20 mm	PINK	425-320L	425-320R	425-320C
	23 mm	YELLOW	425-323L	425-323R	425-323C
	25 mm	RED	425-325L	425-325R	425-325C
	27 mm	GREEN	425-327L	425-327R	425-327C
 MOTION 3D Colors Class II Appliance <b>GOLD</b>	16 mm	WHITE	425-416L	425-416R	425-416C
	18 mm	BLUE	425-418L	425-418R	425-418C
	20 mm	PINK	425-420L	425-420R	425-420C
	23 mm	YELLOW	425-423L	425-423R	425-423C
	25 mm	RED	425-425L	425-425R	425-425C
	27 mm	GREEN	425-427L	425-427R	425-427C
 MOTION 3D Colors Class II Appliance <b>MULTI</b>	16 mm	WHITE	425-516L	425-516R	425-516C
	18 mm	BLUE	425-518L	425-518R	425-518C
	20 mm	PINK	425-520L	425-520R	425-520C
	23 mm	YELLOW	425-523L	425-523R	425-523C
	25 mm	RED	425-525L	425-525R	425-525C
	27 mm	GREEN	425-527L	425-527R	425-527C

# MOTION 3D CLASS II & CLASS III APPLIANCES

## MOTION 3D CLASS II APPLIANCES COLORS - SILVER




DESCRIPTION	SIZE	COLOR CODE	ITEM NUMBERS			
			LEFT ●	RIGHT ●●	SET	
<i>MOTION 3D</i> Colors Class II Appliance <b>SILVER</b> 	12 mm		424-912LN	424-912RN	424-912CN	
	13 mm		424-913LN	424-913RN	424-913CN	
	14 mm		424-914LN	424-914RN	424-914CN	
	15 mm	YELLOW	424-915LN	424-915RN	424-915CN	
	16 mm	WHITE	424-916LN	424-916RN	424-916CN	
	17 mm	RED	424-917LN	424-917RN	424-917CN	
	18 mm	BLUE	424-918LN	424-918RN	424-918CN	
	19 mm	GREEN	424-919LN	424-919RN	424-919CN	
	20 mm	PINK	424-920LN	424-920RN	424-920CN	
	21 mm	PURPLE	424-921LN	424-921RN	424-921CN	
	22 mm	BLACK	424-922LN	424-922RN	424-922CN	
	23 mm	YELLOW	424-923LN	424-923RN	424-923CN	
	24 mm	WHITE	424-924LN	424-924RN	424-924CN	
	25 mm	RED	424-925LN	424-925RN	424-925CN	
	26 mm	BLUE	424-926LN	424-926RN	424-926CN	
	27 mm	GREEN	424-927LN	424-927RN	424-927CN	
	28 mm	PINK	424-928LN	424-928RN	424-928CN	
	29 mm	PURPLE	424-929LN	424-929RN	424-929CN	
	30 mm	BLACK	424-930LN	424-930RN	424-930CN	
	31 mm	GREY	424-931LN	424-931RN	424-931CN	
	32 mm		424-932LN	424-932RN	424-932CN	
	33 mm		424-933LN	424-933RN	424-933CN	
	34 mm					
	35 mm			424-934LN	424-934RN	424-934CN

## MOTION 3D CLASS III APPLIANCES

DESCRIPTION	SIZE	COLOR CODE	ITEM NUMBERS	
			SINGLE (UNIVERSAL L/R)	SET
<i>MOTION 3D</i> Class III Appliance 	16 mm	WHITE	424-416	424-416C
	18 mm	BLUE	424-418	424-418C
	20 mm	PINK	424-420	424-420C
	23 mm	YELLOW	424-423	424-423C
	25 mm	RED	424-425	424-425C
	27 mm	GREEN	424-427	424-427C
	29 mm	PURPLE	424-429	424-429C
	31 mm	GREY	424-431	424-431C

# MOTION 3D KITS & ACCESSORIES

## MOTION 3D TYPODONTS & MODELS

DESCRIPTION	ITEM NUMBERS		
	Silver CLASS II	Clear CLASS II	CLASS III
 Typodont <i>MOTION 3D</i> with Clear Aligner	631-017DNE	631-017CNE	631-033DNE
Typodont <i>MOTION 3D</i> Class II Silver and Clear with Clear Aligner	631-017CMNE		—
Typodont <i>MOTION 3D</i> Class III Maloccluded with Clear Aligner	—	—	631-034DNE
 <i>MOTION 3D</i> Palette with Display Box		631-021	
 <i>MOTION 3D</i> 5× Model	631-424X	631-424CX	631-433X

## MOTION 3D KITS

DESCRIPTION	ITEM NUMBERS		
	Silver CLASS II	Clear CLASS II	CLASS III
<b><i>MOTION 3D</i> TRIAL KIT</b> 1 set of each: 23, 25, 27 mm	424-900CN	424-800C	424-407C
<b><i>MOTION 3D</i> INTRO KIT</b> 1 set of each: 16, 18, 20, 23, 25, 27 mm	424-901CN	424-801C	424-408C
<b><i>Motion 3D</i> STANDARD KIT</b> 2 sets of 16 mm 3 sets of 18 mm 2 sets of 20 mm 3 sets of 23 mm 6 sets of 25 mm 4 sets of 27 mm	424-902CN	424-802C	—

## MOTION 3D ACCESSORIES

DESCRIPTION	ITEM NUMBERS
<b><i>MOTION 3D CLEAR ELASTICS*</i></b> Force 1, 1/4", 6 oz. // 50 packs of 100 elastics	424-8F1
<b><i>MOTION ELASTICS</i></b> Force 2, 3/16", 8 oz. // 50 packs of 100 elastics	424-9F2
<b><i>MOTION 3D CLEAR ELASTICS*</i></b> Force 2, 3/16", 8 oz. // 50 packs of 100 elastics	424-8F2
<b><i>MOTION 3D</i></b> Storage Tray (1/pk)	CDA-TRAY
<b><i>MOTION 3D</i></b> Sidekick Bondable Hook (10/pk)	430-003
<b><i>MOTION 3D</i></b> Placement Instrument	201-507
<b><i>MOTION 3D Ruler</i></b> Ruler (10/pk)	424-9RULER-10

\*Not made with natural rubber latex



# MOTION 3D MARKETING RESOURCES

## TAKE ADVANTAGE OF OUR RESOURCES!

### Office Marketing & Patient Education Tools

We want to help you bring more patients into your office and educate them once they are there!

#### PATIENT WEBSITE:

##### CarriereConfidence.com

##### ■ Potential patients can learn about:

- Types of malocclusions
- Treatment at different ages
- Orthodontic appliance options
- Before & after results
- Carriere products

##### ■ “Find a Doctor” Feature

- As an HSO customer, your office will benefit from our “Find a Doctor” feature!
- Potential and interested patients can submit a request for an orthodontic professional near them.

#### DOCTOR WEBSITES:

##### CarriereSystem.com

##### ■ Marketing Toolkit

- Utilize existing logos, product images, videos, model shots, and content for your website, social media, advertising, and more!

##### 1. Visit CarriereSystem.com

##### 2. Request access to Marketing Toolkit (Resources tab → Marketing Toolkit)

##### 3. Access is approved within 2 business days

##### HeartMySmile.com

##### ■ A customizable digital version of our *MOTION 3D* Palette and Typodont, which includes both *MOTION 3D* Appliances and the *Carriere SLX 3D* Bracket System

- Create a personalized link for your webpage and to show during consultations for patients to select their color!

Visit [HeartMySmile.com](http://HeartMySmile.com) to get started!

## MOTION 3D PATIENT BROCHURES & BANNERS

	ITEM NUMBERS
<b>PATIENT EDUCATION BROCHURES (15/PACK)</b>	
COLORS Class II Appliance — Silver only	999-257
COLORS Class II Appliance — Silver only (Spanish)	999-257S
CLEAR Class II Appliance	999-332
COLORS Class II Appliance	999-333
SILVER & CLEAR Class II Appliance	999-346
Class III Appliance	999-347
<b>PATIENT BANNER STANDS (32" x 82.87" x 11.2")</b>	
Patient Banner Stand – Surfer Girl	999-341
Patient Banner Stand – Tennis Boy	999-342
Patient Banner Stand – Pedo Girl	999-344
<b>PRESCRIPTION NOTEPAD (50/PACK)</b>	
<i>MOTION 3D</i> Elastic Protocol for Patient	999-293



Patient Banner Stand



Patient Education Brochures

# MOTION 3D + REVEAL CLEAR ALIGNERS

## BETTER TOGETHER Motion 3D and Clear Aligners

The *MOTION 3D* Appliance is used at the beginning of treatment for rapid AP correction prior to braces or aligners when there are no competing forces operating, and patient compliance is at its highest. By resolving the most difficult part of treatment first, you can achieve an ideal Class I platform in 3 to 6 months, which can then shorten overall treatment time by up to 6 months with *SLX 3D* Brackets or *Reveal Clear Aligners*. Employing *SAGITTAL FIRST* also means many fewer trays. And *MOTION 3D*'s simple, 10-minute bonding is perfect for same-day starts.

*"By correcting the sagittal first with MOTION 3D, I've reduced my number of aligners by an average of 62%! I've improved facial aesthetics, airway and TMJ when needed - in a way that I am not able to do with aligners alone."*

— Dr. Luis Carrière



The Next Generation  
Clear Aligner Solution

**MOTION 3D + Reveal Clear Aligners  
A Complete System**

Visit [RevealClearAligners.com](https://RevealClearAligners.com)  
for more information!

**CASE #1  
Pretreatment**

**Simulation with  
Aligners Only**

**Class I Occlusion  
with 70 Aligners**  
18+ Months

**FINAL with 83 Aligners**  
20+ Months  
Assumes No Revisions

**SAGITTAL FIRST with  
MOTION 3D CLEAR  
Prior to Aligners**

**Class I Occlusion  
with MOTION 3D CLEAR**  
Average 3 to 4 Months

**FINAL with 28 Aligners**  
10 Months Total with  
MOTION 3D CLEAR & Aligners



	Conventional Approach with Aligners Only	SAGITTAL FIRST with MOTION 3D CLEAR Prior to Aligners	% Fewer Aligners
<b>CASE #1</b>	83 Aligners	28 Aligners	66%
<b>CASE #2</b>	45 Aligners	13 Aligners	71%
<b>CASE #3</b>	39 Aligners	21 Aligners	48%

*Treated cases and case simulations by Dr. Luis Carrière.*